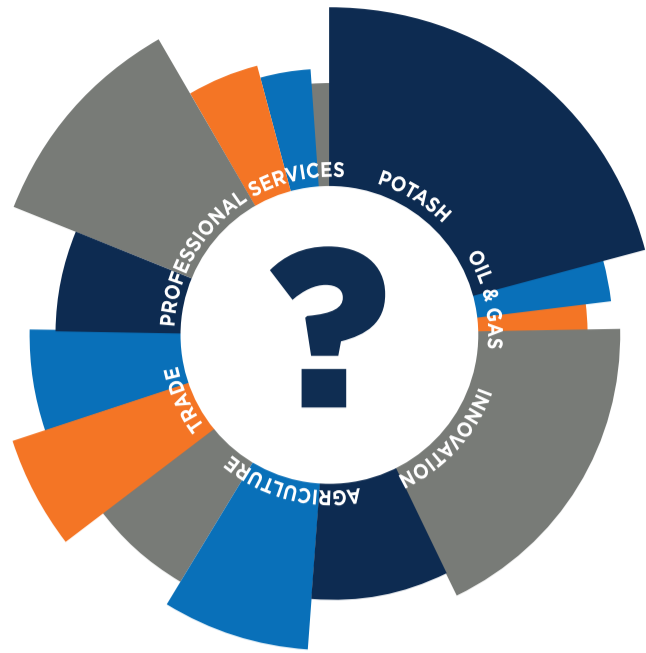


We keep hearing that the Saskatoon economy is more diversified now than ever, but amidst headlines attributing a dependence on the resource sector to lack of economic growth, many are asking the question:



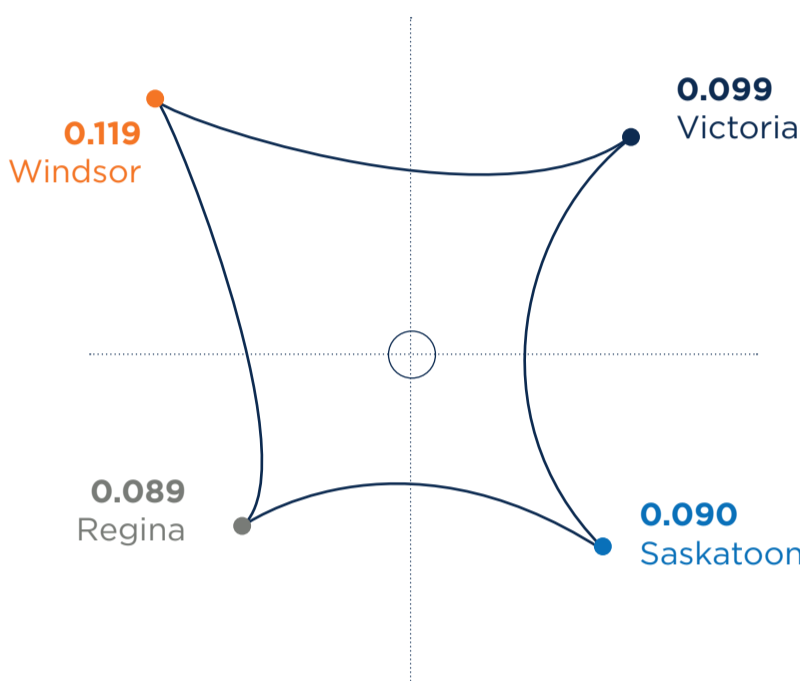
## How diverse is the Saskatoon economy really?

We're going to arm you with three quick stats to help answer this question for yourself.

### 1 The Herfindahl Index

Pronounced: Her-fin-d-AH-I

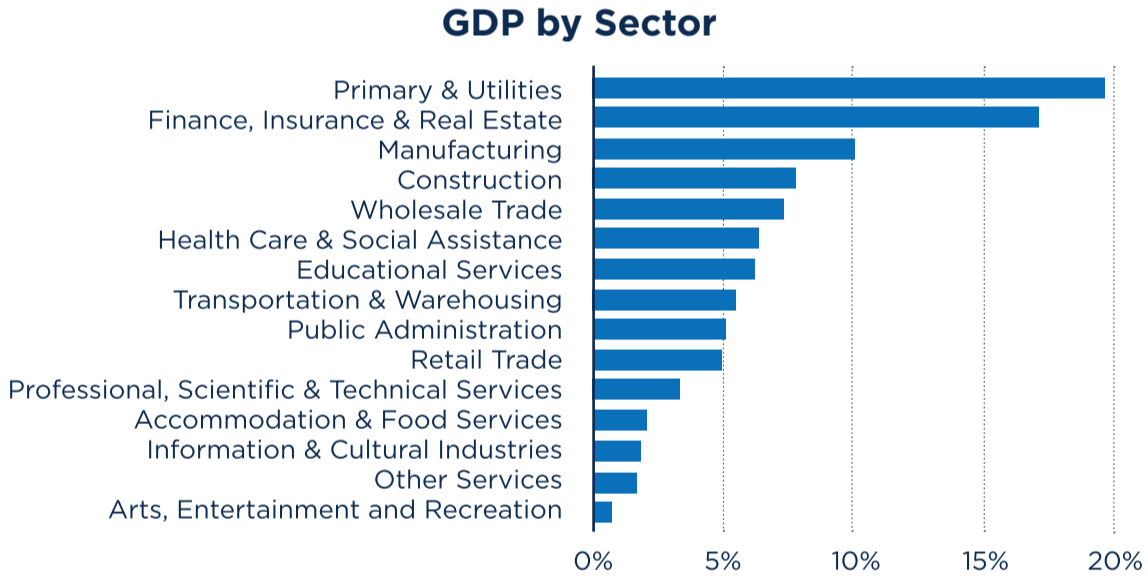
This index helps measure economic diversity, the closer to zero, the higher the diversity. Compared to cities of similar size, Saskatoon is on the lower end.



Basically, this means we're fairly diverse here in Saskatoon for a mid-sized city.

### 2 You can look at GDP by sector

Another way to look at diversity is by looking at the share of GDP from different sectors, essentially quantifying their relative contribution to the Saskatoon economy. Many sectors contribute to the province's GDP, as you can see in the graph below.



To go a step further, you could look at the spread of GDP over different sectors and calculate what is called the Economic Diversity Index. This measurement is the opposite of the Herfindahl Index in that you are looking for a large number -- the closer the city's EDI is to 100%, the more diverse it is.

Saskatoon has an EDI of 89%, which indicates higher diversity.

### 3 Take a hard look at employment

While employment in the Region is distributed across many sectors, 40% of employment is concentrated in just three sectors: Trade (retail and wholesale), Healthcare and Social Assistance, and Construction.

Equalizing this out could help diversify and protect the economy even further from weakness in individual sectors.

